

Title: Prefixes	Grade: Grade 5
Content: Vocabulary	Duration: 5-10 minutes daily for one week

Standard:

- **RF.4.3:** Know and apply grade-level phonics and word analysis skills in decoding words.
- **RF.5.3:** Know and apply grade-level phonics and word analysis skills in decoding words.
- **RL.5.1:** Determine the meaning of unknown words.

Objective: Students will identify and explore words that use the prefixes sub-, inter-, multi-, and mis-.

Materials:

- Vocabulary Choice Board

Introduction Description: Understanding prefixes will help students figure out the meaning of unknown words. We are able to use the meaning of prefixes to help figure out the meaning of unfamiliar words that we come across when we are reading.

This week students will spend some time working on identifying and using the prefixes sub-, inter-, multi-, and mis- in different words. Encourage students to be creative to add or modify the choice boards. By the end of the week, they will need to have practice with the four prefixes every day.

sub- means below or under

- Example: A submarine is a ship that is below or under the water.
- Example: A subtitle is a title below the main title.

inter-means between or together

- Example: If I live at an intersection, I live where 4 roads come together.
- Example: An intercom is a way to communicate between two places.

multi - means many

- Example: If my jacket is multilayered, then my jacket has many layers.
- Example: If I multiply, then I am adding a number up many times.

mis- wrong or wrongly

- Example: If I misspell your name, I would have spelled your name wrong.
- Example: If I misused a crayon, I used the crayon wrong.

Steps:

- Each day choose a different activity to complete from the choice board.
- When they are finished with the activity for the day, place an X over the box.

Adaptations:

- Use the word bank instead of coming up with your own words.
- Use a dictionary to help find words. <https://www.merriam-webster.com/>

Finished Product: At the end of the week they will have completed five activities.

PREFIX CHOICE BOARD

Each day choose ONE activity to complete each day.

Sub- below

inter- between

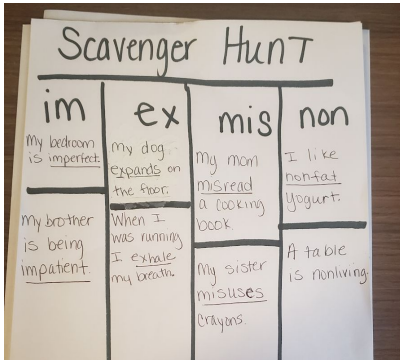
multi- many

mis- wrong

Scavenger Hunt

Walk around your house and find ways you can add the prefixes and suffixes to objects or actions .

Example: My brother is being impatient.



Free Choice

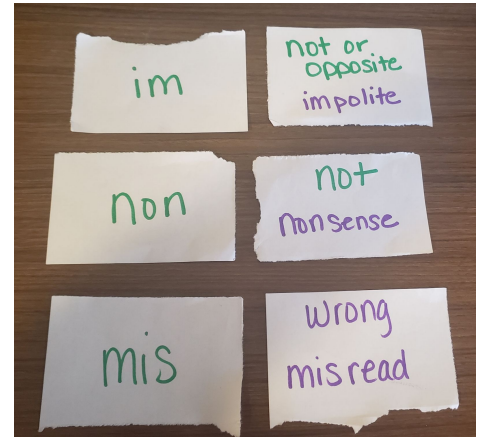
Make up your own activity to go along with the list of prefixes.

What did you do? Explain.

Flashcards

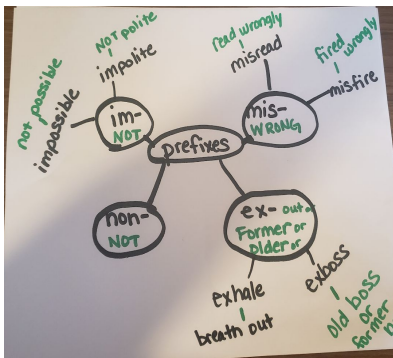
Cut up squares or strips of paper. Write each prefix on their own piece of paper.

Then write their meaning on their own paper. Play a game or study with the flashcards.



Make a Web

Make a web of words that start with the four prefixes. Use the picture below to help guide you.

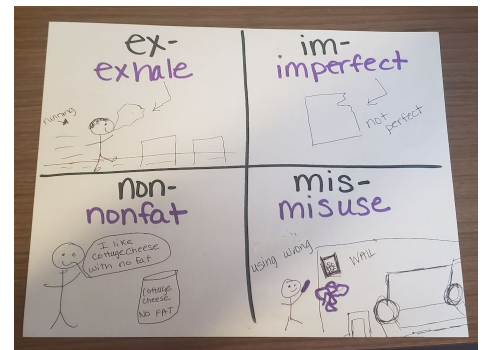


Charades

Come up with a list of words or that use the four prefixes or use the list below. You will pick out the word and act it out. Another person will need to guess what you are acting out. Play as a family or with brothers and sisters.

Draw or Take a Picture

Come up with one word that starts with each prefix. Draw and label a picture of that word.



Word Bank

submit	subway	subheading	subtract	submerge	subtitle
Interactive	intercept	intercom	interlock	interweave	intersect
multisteps	multitask	multisyllabic	multimedia	multiply	multilayered
misspell	misspoke	mislead	misread	mishear	misplace